



# CASTLE HEIGHTS

## Ranch Homes

### SPECIAL

MAYFIELD FARMS  
- \$2500 off base price!

CASTLE HEIGHTS  
- \$10,000 off base price on designated lots only.

**Steve Ploesser**  
**636-282-2022**



Prices listed are for base model elevations only. Optional and custom features are available for an additional charge. All prices are subject to change without prior notice. See Sales Consultant for pricing details on expanded elevations and specific features. All square footages listed are approximate.

### Logan

1208 Sq. Ft.—3 Bedrooms—2 Baths (46')

Elevation A.....\$167,900

Elevation B.....\$171,900

### Manda I

1294 Sq. Ft.—3 Bedrooms—2 Baths (46')

Elevation A.....\$176,900

Elevation B.....\$180,900

### Manda II

1410 Sq. Ft.—3 Bedrooms—2 Baths (46')

Elevation A.....\$182,900

Elevation B.....\$186,900

### Brittany

1441 Sq. Ft.—3 Bedrooms—2 Baths (46')

Elevation A.....\$183,900

Elevation B.....\$187,900

### Williamsburg

1416 Sq. Ft.—3 Bedrooms—2 Baths (43')

Elevation A.....\$188,900

Elevation B.....\$192,900

### Connor I

1464 Sq. Ft.—3 Bedrooms—2 Baths (48')

Elevation A.....\$188,900

Elevation B.....\$192,900

50% off options





# CASTLE HEIGHTS

## Two Story Models

### SPECIAL

MAYFIELD FARMS  
- \$2500 off base price!

CASTLE HEIGHTS  
- \$10,000 off base price on designated lots only.

**Steve Ploesser**  
**636-282-2022**



Prices listed are for base model elevations only. Optional and custom features are available for an additional charge. All prices are subject to change without prior notice. See Sales Consultant for pricing details on expanded elevations and specific features. All square footages listed are approximate.

### Kayla

1432 Sq. Ft.—3 Bedrooms—2.5 Baths (4<sup>th</sup> bedroom \$6,000) (36')

Elevation A.....\$184,900

Elevation B.....\$188,900

### Jesika

1700 Sq. Ft.—4 Bedrooms—2.5 Baths (39')

Elevation A.....\$202,900

Elevation B.....\$206,900

### Madison

1846 Sq. Ft.—4 Bedrooms—2.5 Baths (44')

Elevation A.....\$211,900

Elevation B.....\$215,900

### Chad

2053 Sq. Ft.—4 Bedrooms—2.5 Baths

Elevation A.....\$216,900

Elevation B.....\$220,900


### Jordan

2182 Sq. Ft.—4 Bedrooms—2.5 Baths (48')


Elevation A.....\$220,900

Elevation B.....\$224,900

50% off options



Rodney G'Sell Owner



**SPECIAL**

MAYFIELD FARMS  
- \$2500 off base price!

CASTLE HEIGHTS  
- \$10,000 off base price on designated lots only.

**Steve Ploesser**  
**636-282-2022**



**Two Story Models**

**Raymond**

2547 Sq. Ft.---4 Bedrooms---2.5 Baths (40')

Elevation A.....\$226,900

Elevation B.....\$230,900

**Marylyn**

2410 Sq. Ft.---4 Bedrooms---2.5 Baths (48')

Elevation A.....\$241,900

Elevation B.....\$245,900

**Grant**

2848 Sq. Ft.---4 Bedrooms---2.5 Baths (48')

Elevation A.....\$249,900

Elevation B.....\$253,900

**One and a half story Models**


**Carlton**

2486 Sq. Ft.---4 Bedrooms---2.5 Baths (43')

Elevation A.....\$236,900

Elevation B.....\$242,900

Prices listed are for base model elevations only. Optional and custom features are available for an additional charge. All prices are subject to change without prior notice. See Sales Consultant for pricing details on expanded elevations and specific features. All square footages listed are approximate.



HOME BUILDERS, LLC

Rodney G'Sell Owner